



*1 @ PP 25
*10 @ PP 10-11-23+24
Support D @ 10+11
Support E @ 23-24+25

LOCATION OF SUPPORTS AND CROSS CLAMPS FOR LONGITUDINAL STAYS



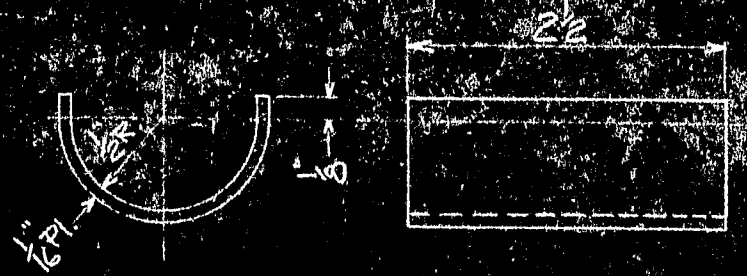
BR150-10A - CASTING - ANGLE A = 122° AS SHOWN - BR150-10X - OPP HAND
BR150-10B - CASTING - ANGLE A = 102° AS SHOWN - BR150-10Y - OPP HAND
BR150-10C - CASTING - ANGLE A = 92°
BR150-10D - CASTING - ANGLE A = 82° AS SHOWN - BR150-10Z - OPP HAND
BR150-10W - CASTING - ANGLE A = 134°

BR150-10E - CASTING - AS SHOWN
BR150-10F - CASTING - OPP HAND
BR150-10G - CASTING - AS SHOWN
BR150-10H - CASTING - OPP HAND
BR150-10J - CASTING - AS SHOWN
BR150-10K - CASTING - OPP HAND
BR150-10L - CASTING - AS SHOWN
BR150-10M - CASTING - OPP HAND

ANGLE A = 122°
ANGLE A = 112°
ANGLE A = 102°
ANGLE A = 92°



PLATES BR150-10N TO 10T



ITEM	QTY	UNIT	DESCRIPTION	REMARKS
BR150-10Z	8		Castings - Galv.	OPP hand to 10D
BR150-10Y	24		Castings - Galv.	OPP hand to 10A
BR150-10X	4		Castings - Galv.	OPP hand to 10A
BR150-10A	16		2-10 Socket Hd Cap Screw - 6 lg. Galv.	
BR150-10B	16		2-10 Socket Hd Cap Screw - 6 lg. Galv.	
BR150-10C	16		2-10 Socket Hd Cap Screw - 5 lg. Galv.	
BR150-10D	232		2-10 Socket Hd Cap Screw - 5 lg. Galv.	
BR150-10E	40		Elastic Stop Nut - 42U120	
BR150-10V	8		Castings - Galv.	
BR150-10W	4		Steel - 5623-25-26	Dent Plate - Galv.
BR150-10X	32		Steel - 5623-25-26	Plate - Galv.
BR150-10Y	112		Steel - 5623-25-26	"
BR150-10Z	32		Steel - 5623-25-26	"
BR150-10A	52		Steel - 5623-25-26	Plate - Galv.
BR150-10B	4		Castings - Galv.	Opp hand to 10L
BR150-10C	4		Castings - Galv.	As shown
BR150-10D	4		Castings - Galv.	Opp hand to 10J
BR150-10E	4		Castings - Galv.	As shown
BR150-10F	8		Castings - Galv.	Opp hand to 10G
BR150-10G	4		Castings - Galv.	As shown
BR150-10H	4		Castings - Galv.	Opp hand to 10E
BR150-10I	4		Castings - Galv.	As shown
BR150-10J	4		Castings - Galv.	As shown
BR150-10K	4		Castings - Galv.	As shown
BR150-10L	4		Castings - Galv.	As shown
BR150-10M	4		Castings - Galv.	As shown
BR150-10N	4		Castings - Galv.	As shown
BR150-10O	4		Castings - Galv.	As shown
BR150-10P	4		Castings - Galv.	As shown
BR150-10Q	4		Castings - Galv.	As shown
BR150-10R	4		Castings - Galv.	As shown
BR150-10S	4		Castings - Galv.	As shown
BR150-10T	4		Castings - Galv.	As shown
BR150-10U	4		Castings - Galv.	As shown
BR150-10V	4		Castings - Galv.	As shown
BR150-10W	4		Castings - Galv.	As shown
BR150-10X	4		Castings - Galv.	As shown
BR150-10Y	4		Castings - Galv.	As shown
BR150-10Z	4		Castings - Galv.	As shown

MARK REQ'D MAT'L REQ. NO.				NAME	REMARKS
BILL OF MATERIAL					
JOHN A. ROEBLING'S SONS CO., TRENTON, N. J.					
Part	X-Y-Z Added	9-28-44	DEER ISLE BRIDGE REINFORCEMENT		
Qty	QUANTITIES A-B-D Changed	9-28-44	ASSEMBLY LOCATION AND DETAILS OF CROSS CLAMPS		
Rev	Approval Date Added	3-17-44			
By	Redrawn	3-8-44			
BY REVISIONS		DATE			
APPROVED					
ROBINSON AND STEINMAN					
MARCH 16, 1944					
SCALE 6" = 1'-0"					
CH. DR.			DES. DR. 3-8-44	SERIAL	SHEET
ENG'R			TR. CH.	BR150	10
REFERENCE DRAWINGS					

